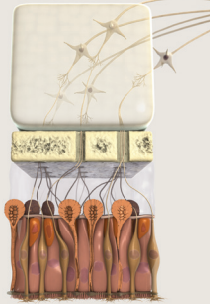


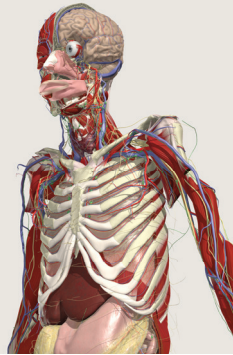
THE DEFINITIVE RESOURCE

FOR ANATOMICAL SCIENCES

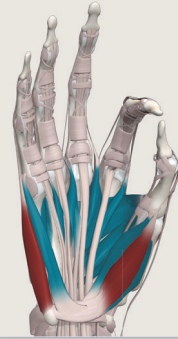
ANATOMY & PHYSIOLOGY



GROSS ANATOMY



FUNCTIONAL ANATOMY

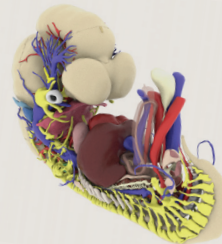


ANATOMY.TV

CLINICAL & IMAGING



EMBRYOLOGY



OUR PRODUCT PORTFOLIO

CUSTOMIZABLE TO YOUR NEEDS

Primal's meticulously crafted 3D anatomical models – derived from real scan data – form the dynamic foundation for a comprehensive, customizable portfolio of digital learning resources. Developed by a dedicated team of experts, the Anatomy.tv platform addresses all your anatomy, physiology, embryology, clinical, imaging, and functional anatomy needs.

FIND THE RIGHT COMBINATION

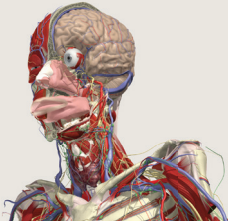
Depending on what you teach, we can help find the right package for you.



ANATOMY LEARNING OUTCOMES FOR MEDICINE

Subscribe to the three subject areas below and access videos from 50+ anatomy experts describing all 156 Anatomical Society learning outcomes necessary to master anatomy for medicine.

GROSS ANATOMY



3D REAL-TIME



Explore, dissect, and curate 3D anatomy – then self-test with our quiz.

PRIMAL VR



Increase engagement and reduce cognitive load by interacting with our model in VR.

3D ATLAS



A guide through gross anatomy, with regionally curated 3D models, image bank, and detailed text.

PALMs



Perceptive and Adaptive Learning Modules that adapt to and assess the knowledge of each learner.

CLINICAL & IMAGING



DISEASE & CONDITIONS



Reveal how disease impacts anatomy with dynamic 3D models and videos, all peer-reviewed by experts.

CLINICAL SPECIALTIES



Advanced clinical content to support transition from student to practitioner covering:

- Dentistry
- Pelvic Floor Disorders
- Speech Language Pathology
- Audiology

IMAGING



Understand radiology and cross-sectional anatomy with 3D digital models of:

- Ultrasound of the Limbs
- Cross-sectional Anatomy of the Trunk

ANATOMY & PHYSIOLOGY



ANATOMY & PHYSIOLOGY



Teach the foundations of A&P in 20 systems-based modules with guided learning text, 3D models, movies, quizzes, and case studies.

FUNCTIONAL ANATOMY



REAL-TIME FUNCTIONAL ANATOMY



Explore core functional movements and goniometry techniques with our fully interactive 3D model in motion.

FUNCTIONAL ANATOMY



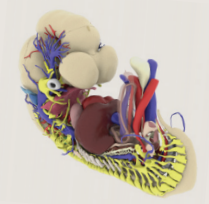
Connect anatomical structures to functional movement with prescriptive animations and 3D models.

RESISTANCE TRAINING



View relevant anatomy systemically, and see muscle function in action with exercise animations.

EMBRYOLOGY



REAL-TIME EMBRYOLOGY



Experience development in unique 3D to explore, dissect, and edit in 3D from any angle.



ANATOMY TUTORIALS FOR PHYSICAL THERAPY

Subscribe to the three subject areas above, to access videos from the experts at Physiopedia describing key anatomical concepts necessary to master musculoskeletal anatomy.

For over three decades, our pioneering and acclaimed software has empowered millions of educators, students, and practitioners across 1,500+ institutions globally. Through our interactive models, videos, detailed explanatory text, and quizzes, Primal facilitates mastery in all stages of the learning journey.

■ **Credible & Reliable**

Always derived from real data, and always reviewed by experts.

■ **Tailored & Relevant**

Suitable for all learning levels and specialties, including medicine, dentistry, physical therapy, and more.

■ **Flexible & Accessible**

Available via desktop, mobile apps, AR, or VR – easily embeddable and WCAG compliant.*

■ **Client-focused & User-driven**

Get personalized support and benefit from a user-driven product development roadmap.



LEARNING CURVE

Get started today with a free trial!

primalpictures@learningcurve.co.za
<https://learningcurveglobal.com/primal-pictures-overview/>
+ 27 87 049 4435
The proud African & Australian providers of Primal Pictures



I have been using Primal for anatomy teaching to both training- and consultant-level surgeons. The level of detail Primal provides is unrivalled compared to other 3D anatomy platforms.

Ajith George
Consultant Head and Neck Surgeon
University Hospitals North Midlands
UK



It's not just anatomy and physiology, you have exercise videos and also ultrasound... And for everything that we're able to give to these students, it has definitely improved their performance.

Eric Greska
Associate Professor
University of Delaware, Newark
USA



Students often ask, 'How detailed do I need to know anatomy?' I reply, 'How detailed of a therapist do you want to be?' Primal challenges the student to take those details to a level of mastery.

Jim Lewis
Associate Professor
Brenau University
USA

* The Anatomy.tv platform, Anatomy & Physiology, and Learning Outcomes for Medicine all currently align with level AA WCAG as much as is possible. Work will continue towards achieving alignment across the portfolio.